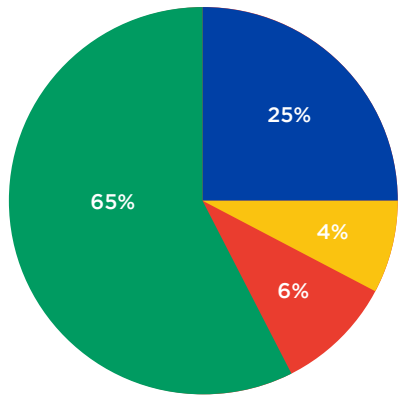


# UNIVERSITY ENTRIES



**DISTINCTION**  
420 - 360  
POINTS

**MERIT**  
359 - 250  
POINTS

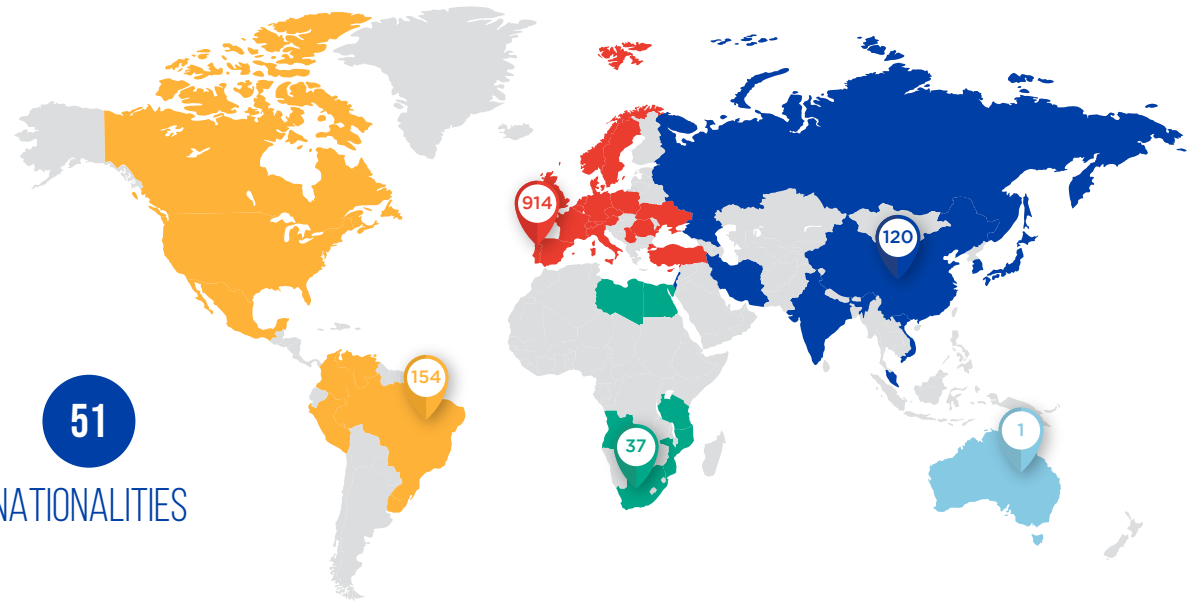
**PASS**  
249 - 140  
POINTS

**FAIL**  
< 140  
POINTS

**A2**  
EXAM  
88%  
A\* - C

**AS**  
EXAM  
63%  
A - C

# STUDENT NATIONALITIES



**51**  
NATIONALITIES

AMERICA 154    EUROPE 914    ASIA 120    AFRICA 37    OCEANIA 1

# STUDENTS PER SCHOOL

= 100 STUDENTS

## LOWER SCHOOL

2016 • 2017    2018 • 2019    2020 • 2021



283    472    470

## MIDDLE SCHOOL

2016 • 2017    2018 • 2019    2020 • 2021



223    346    374

## UPPER SCHOOL



2016 • 2017    2018 • 2019    2020 • 2021

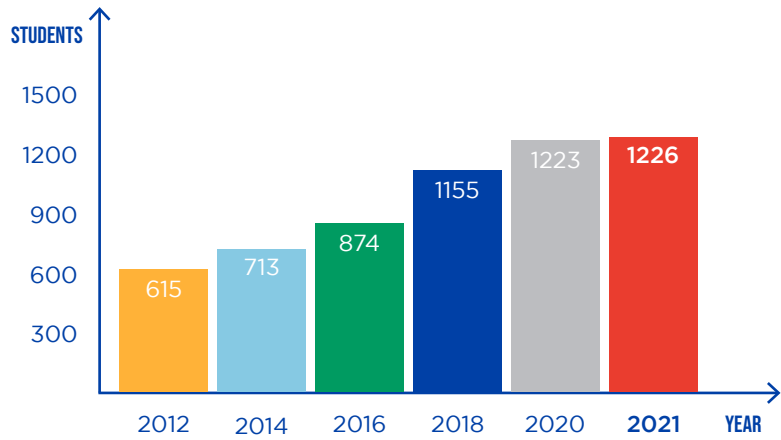


314    337    382

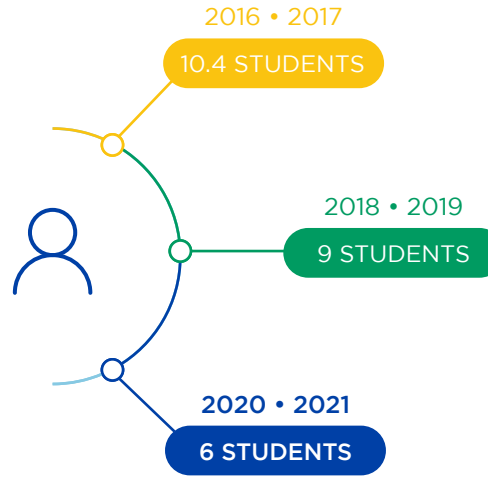
CLIP  
NUMBERS  
2020  
2021

## STUDENT BODY

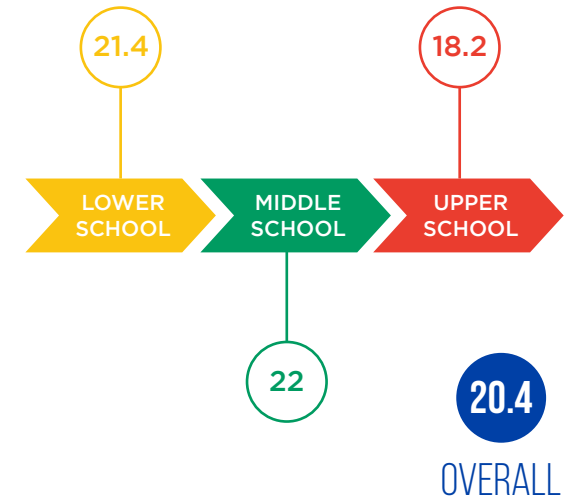
2021 =    
614 612



## STUDENTS PER TEACHER



## STUDENTS PER CLASS



## STAFF

 = 20 STAFF

2016 • 2017



114

2018 • 2019



122

2020 • 2021



216

## STAFF NATIONALITIES

